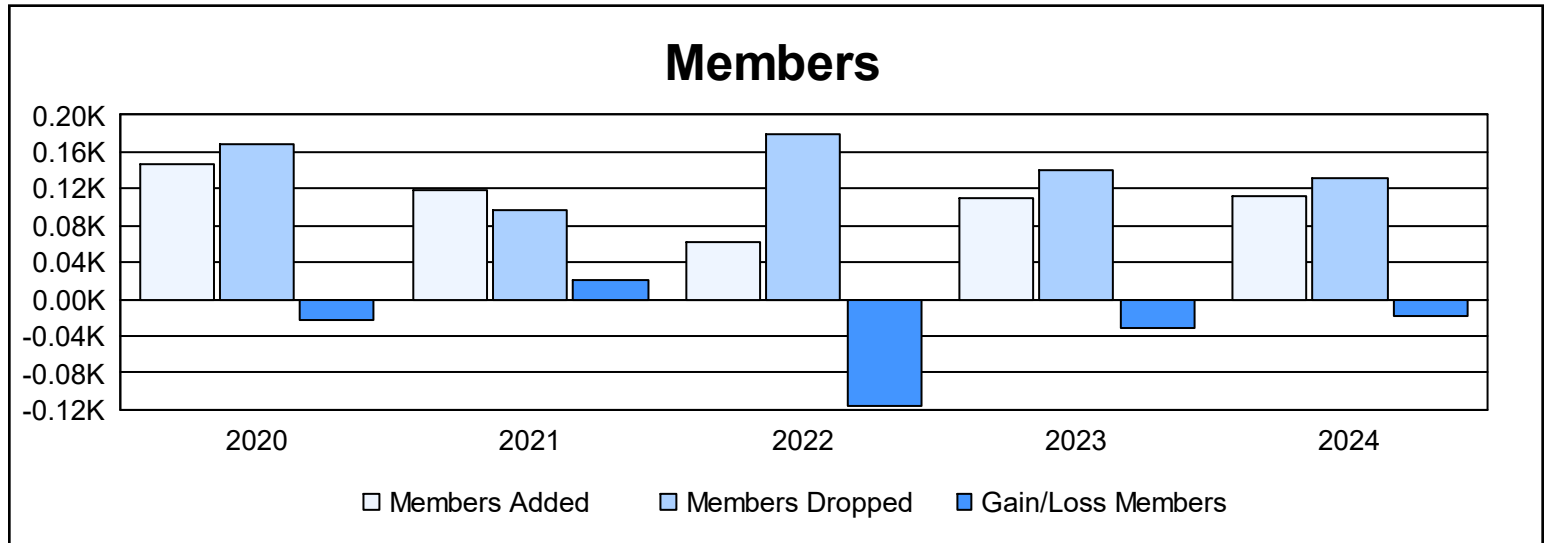
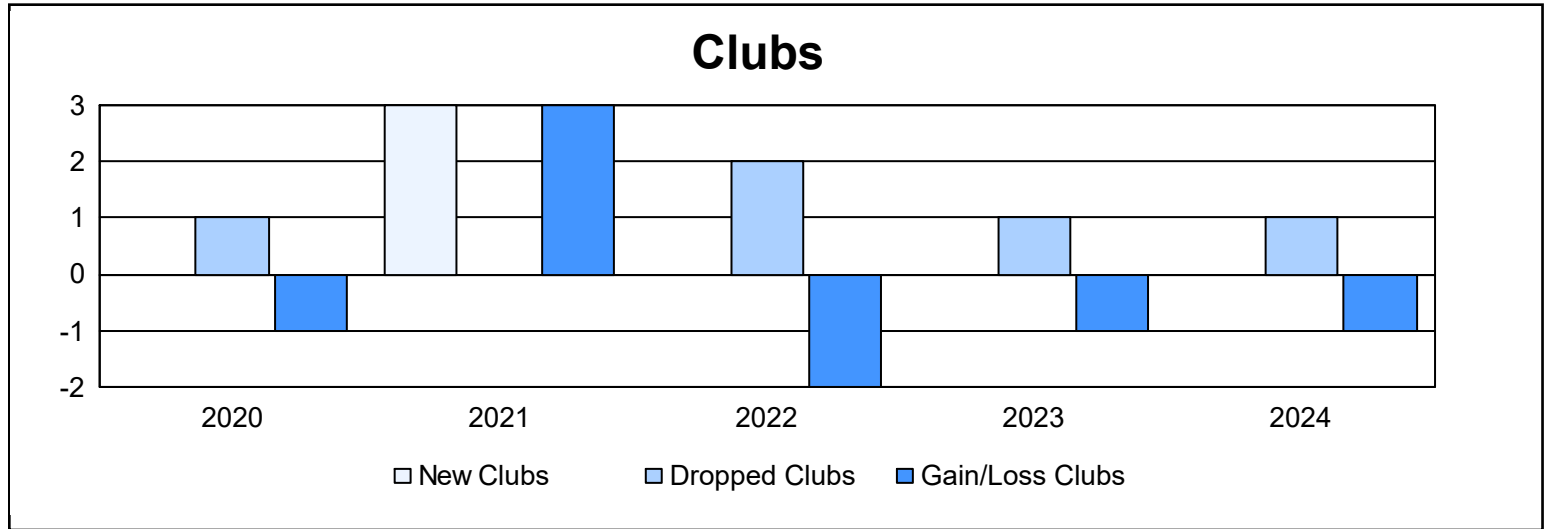
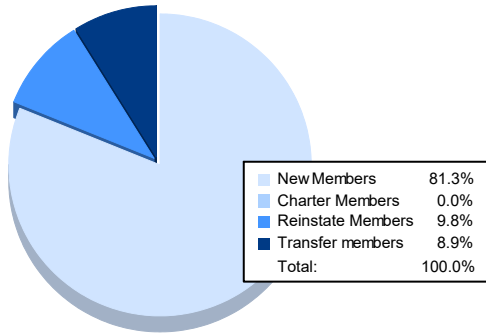


Year	New Clubs	Dropped Clubs	Gain/ Loss Clubs	New Members	Charter Members	Reinstate Members	Transfer Members	Total Member Added	Total Members Dropped	Gain/ Loss Members
2019-2020	0	1	-1	109	1	23	13	146	169	-23
2020-2021	3	0	3	45	61	5	7	118	97	21
2021-2022	0	2	-2	50	0	7	6	63	180	-117
2022-2023	0	1	-1	93	0	13	3	109	140	-31
2023-2024	0	1	-1	91	0	11	10	112	131	-19
<b>Average</b>	<b>1</b>	<b>1</b>	<b>0</b>	<b>78</b>	<b>12</b>	<b>12</b>	<b>8</b>	<b>110</b>	<b>143</b>	<b>-34</b>



### Membership Composition June 2024 Cumulative



### Gender Composition June 2024 Cumulative

